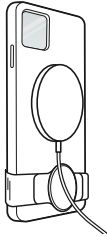
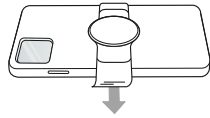


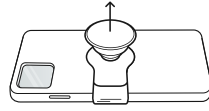
PopSockets PopGrip Slide Stretch



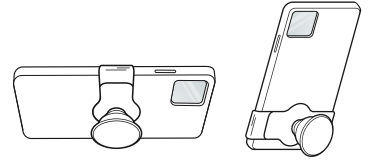
Slide down to charge with your MagSafe® charger.



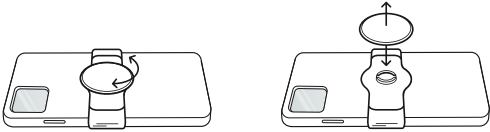
Stretch to fit your phone case.



Pull twice to grip.



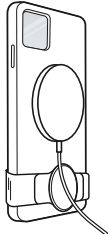
Watch movies in landscape or video chat in portrait.



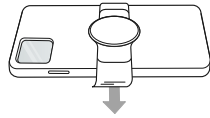
Close flat, press down and turn 90° to swap tops.

PopSockets is not responsible for damages due to improper use.

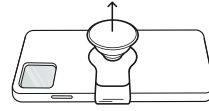
PopSockets PopGrip Slide Stretch



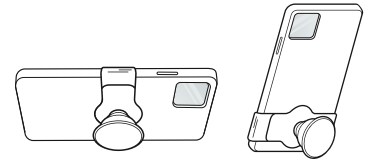
Zum Aufladen mit Ihrem MagSafe®-Ladegerät nach unten schieben.



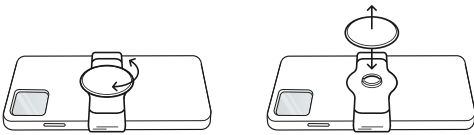
Dehnen Sie es, bis es Ihrer Smartphone-Hülle passt.



Ziehen Sie zweimal, um es festzuhalten.



Ansicht im Hoch- oder Querformat.



Flach schließen, nach unten drücken und um 90° drehen, um die Oberseite zu wechseln.

PopSockets haftet nicht für Schäden durch unsachgemäßen Gebrauch.